

VSET HANDBOOK 2016 – 2017

Volusia System for Empowering Teachers



VOLUSIA COUNTY SCHOOLS

Where Students Reach Their Highest Potential

My PGS
My Professional Growth System

Table of Contents

Disclaimer	3
Statement of Philosophy	3
General Guidelines	3
VSET Steering Committee Members	3
Definitions/Common Language	4-8
Statutory Requirements	9
Implementation of the 2007 Danielson Framework for Teaching	9
Framework for Teaching	10
Volusia System for Empowering Teachers	11
Domains and Components	12
Nine Power Components	13
Breakdown of Weights Assigned to Each Domain and Component	14
Steps in the Observation Cycle	15
Scheduled Observation Cycle	16-17
Unscheduled Observation Cycle	18
Planning Conference Form	19-20
Walk-Throughs	21
Observation Overviews	22-24
Deliberate Practice Plan	25-27
DPP Rubric	27
Ongoing Monitoring of the DPP	28
Evaluator Training	29
Peer Assistance and Review	29
Teachers Hired Second Semester	30
VSET 2015-2016 End-of-Year Procedures	31
Open Investigations	32
No Progress or Insufficient Progress Re: Reading and ESOL	32
Itinerant Teachers	33
Teachers With More Than One Job Function	33
VSET Improvement Plan	34
VSET Support Form	35
Placement on VSET Improvement Plan Form	36
VSET Improvement Plan Form	37-38
Results of VSET Improvement Plan	39
Accessing the Teacher Evaluation System (VSET)	40
Appendix 1	41
Input Form	42
Effective Evaluations	43
Record of Conference	44
Letter of Caution	45
Letter of Reprimand	46
Appendix 2	47
Rubrics	47
The Framework for Teaching – Classroom Teacher Rubric	48-57

INTRODUCTION

Disclaimer

This handbook is a reference guide for assessment of employees represented by the Volusia Teachers Organization (VTO) bargaining unit serving the School District of Volusia County. The Volusia System for Empowering Teachers (VSET) Steering Committee may consider changes to these procedures. Such changes will be recommended to the Superintendent and submitted to the School Board for approval. Neither the handbook, nor its content, in any way creates an expressed or implied contract of employment.

Statement of Philosophy

Evaluation is a continuous, collaborative process designed to improve instruction and the performance of students. It is intended to be positive and growth-oriented. It is based on fundamental principles of effective evaluation and contemporary research in assessment practices. The assessment system shall be applied equitably and shall conform to legally sound evaluation procedures.

General Guidelines

- 1. Administrators and VSET teams are responsible for training teachers at their schools/sites/departments as it relates to their evaluations.**
2. Evaluations shall identify strengths as well as establish a plan for continued professional growth and development.
3. Components of the Volusia System for Empowering Teachers (VSET) are designed to reflect the performance of teachers and increased student achievement.
4. Evaluations shall be based on observable evidence or records pertaining to job performance.
5. The principal or administrative designee shall evaluate teachers.
6. Judgment of the evaluator may not be grieved. Procedures may be grieved in accordance with Article 23 of the VTO Contract within 10 days of the event.
7. Contacts:
 - VSET Questions – Brandy Hogue, Ext. 50817, Linda Knowles, Ext. 50762
 - Professional Development – Dr. Kati Dyer – Ext. 50761
 - Technology – Help Desk, Ext. 25000 and Ext. 20000
 - Value Added Questions – Eric Holland, Ext. 20695

VSET STEERING COMMITTEE

Brandy Hogue, Coordinator, Human Resources (Facilitator)

Elizabeth Albert, Executive Vice-President, VTO

Sarah Altier, PAR Teacher

Gary Blair, Teacher, Galaxy Middle

Primrose Cameron-Hall, Specialist, VTO

Kati Dyer, Coordinator, IS

Mike Dyer, General Counsel

Susan Freeman, Area Superintendent

Stacy Gotlib, Principal, River Springs Middle

Susan Hagle, Teacher, David Hinson Middle

Pat Kicklighter, Coordinator, ESE

Linda Knowles, Coordinator, Human Resources

Gary Marks, Area Superintendent

Jennifer Morrison, Teacher, Freedom Elementary

Dana Paige-Pender, Chief Human Resources Officer

Janet Piazza, Teacher, Read-Pattillo Elementary

Patricia Randall, Teacher, Osteen Elementary

Marlo Spallone, Teacher, Pine Ridge High

Andrew Spar, President VTO

Todd Sparger, Principal, Spruce Creek High

Craig Zablo, Principal, Timbercrest Elementary

Definitions/Common Language

24 hours	24 hours = 1 work day
Administrative Educator Evaluation	Tab in My PGS that contains the administrator evaluator portion of the evaluation including Walk-Through, announced observation and unannounced observation data.
Announced	Scheduled
Artifacts	Examples selected to provide evidence of aspects of a teacher's practice (i.e. lesson plans, teacher assignments, scoring rubrics, data, student work, communication to parents, etc.). Artifacts require clarifying information (what the document is, how it was used, etc.) on them. PowerPoints submitted as evidence should be in handout form (six slides per page).
Category 1	True first year teachers (novice teachers) who may receive services of a PAR Teacher. Teachers in Year 1 with Volusia County Schools regardless of years of experience elsewhere, no PAR provided. Temporary hires –Teaching contract does not extend beyond this school calendar year; no PAR provided.
Category 1A	All teachers (no matter how many years' experience elsewhere) in Year 2 with Volusia County Schools. Category 1A teachers will not require mid-year evaluations.
Category 2	All teachers in Year 3 or more of experience with an Instructional Practice Score of Highly Effective or Effective from the previous year.
Category 3	Veteran/Tenured Teachers requiring assistance; overall Needs Improvement or Unsatisfactory Instructional Practice Score ratings from the previous year.
Collaboration	Collaboration as it relates to VSET and/or the Deliberate Practice Plan refers to a coordinated, structured, interactive process that facilitates the accomplishment of an end product or goal. Collaborators employ comprehensive planning to construct and develop new knowledge, projects and plans, together achieving better results than they are likely to achieve alone.
Component	An identified aspect of teaching within one of the four domains.
Core Teachers	Teachers of language arts, mathematics, science, or social studies.

-Continued on the next page-

<p>Deliberate Practice Plan</p> <p>Note: Deliberate Practice Plans align with state language.</p> <p>Deliberate Practice: Individual</p> <p>Monitored</p> <p>Directed</p>	<p>Florida Statute requires all instructional personnel to annually create an individual Deliberate Practice Plan. Instructional personnel use student achievement data to determine learning goals for student growth, measurable objectives to meet the goals that clearly identify the expected change(s) in professional practice, and an evaluation plan to determine the effectiveness of the professional development.</p> <p>Teachers who are rated Highly Effective or Effective based on the Instructional Practice Score shall develop an Individual Deliberate Practice Plan (IDPP) designed to improve performance on domains and/or components identified by the teacher. Teachers on IDPP's may, but are not required to, meet with evaluators at the start of the school year.</p> <p>A teacher shall be placed on a Monitored Deliberate Practice Plan when he/she is new to teaching or is a veteran teacher in need of improvement based on the Instructional Practice Score. The evaluator and teacher will identify the domains and/or components to be addressed, as well as the goals to be accomplished, and the activities the teacher will undertake to achieve proficiency in these areas.</p> <p>Teachers in the E3 program will use that program as the basis of their goals and activities for their Deliberate Practice Plan.</p> <p>A teacher shall be placed on a Directed Deliberate Practice Plan when he/she is rated Unsatisfactory in the overall rating based on the Instructional Practice Score. The evaluator of the teacher shall identify the domains and/or components to be improved, the goals to be accomplished, and the activities the teacher is to complete to achieve proficiency.</p> <p>While the Directed Deliberate Practice Plan serves as the 18-weeks of support, it will be necessary to provide specific assistance to the teacher as it relates to the area(s) of need.</p>
Domain	One of four areas in which teachers execute professional roles
Domain 1	Danielson Framework - Planning and Preparation
Domain 2	Danielson Framework - Classroom Environment
Domain 3	Danielson Framework - Instruction
Domain 4	Danielson Framework - Professional Responsibilities
E3 (Empowering Teachers for Excellence)	Teacher Induction Program/Volusia Beginning Teacher Program
Evidence	Evidence may include factual reporting of teacher and student actions and behaviors. It may also include artifacts prepared by the teacher, students, or others. It does not include personal opinions or biases.
FEAPs	Florida Educator Accomplished Practices
Feedback	Information shared relevant to evidence in the context of learning or other educational setting
Final Summative Report	Report which includes the combination of all metrics: final evaluation ratings, the Deliberate Practice, and value added measures
Formative Assessment	Formal and informal assessment procedures intended to modify teaching and learning activities to improve student achievement
Formative Observation	Observation conducted for gathering evidence. Formative observations shall be ongoing throughout the school year.
Framework for Teaching	Teacher observation and evaluation rubric based on Charlotte Danielson's research

Input Form	Form used by parents, teachers, or other interested parties to provide input regarding the assessment of teachers.
Leader	Volusia school and district-level administrators.
Multi-metric	Using more than one measure to evaluate performance.
MyPGS	My Professional Growth System: an online, web-based system that supports evaluation, professional development, mentoring logs and HR support data.
New to assignment	Teacher for whom more than 50% of the assignment has changed.
New to teaching	First-year teacher
Newly hired	Personnel “newly hired” for their first year of employment in our district regardless of their prior work experience elsewhere
Non-Classroom	Teachers who do not have a roster of students assigned directly to them
Non-Core Teachers	Teachers of subjects other than language arts, mathematics, science, or social studies
Non-FSA Teachers	Teachers of non-FSA tested courses
Novice Teacher	Teachers in their first year of teaching
Observation	The monitoring actions in evaluation systems that contribute evidence to performance, or the impact of performance on others. Evidence collected through observation is used for formative feedback and contributes to the final evaluation rating. Observations may be formal or informal, and announced or unannounced.
Observation Cycle	Pre-observation conference, observation, post-observation conference.
Observation Length	Best practice for secondary is one class period. Best practice for elementary is a minimum of 30 minutes.
Observer	Individual qualified to conduct observations for the evaluation process.
PAR Teacher	Peer Assistance and Review district-based teachers-on-assignment who provide peer support for teachers.
Post Conference	Teacher may submit responses and artifacts as evidence for Domains 2-4. The reflection or post-conference provides an opportunity for the teacher and the evaluator to reflect about the lesson/event, to clarify expectations, and to plan using the post-conference as a guide for reflection and feedback.
Preponderance of Evidence	The influence of the evidence The prevalence of the evidence Where most of the evidence falls The greater weight of the evidence Note: Ratings are determined based on the preponderance of the evidence.
PLC	Professional Learning Community.
Power Components	Power Components are the nine components of the 2007 Danielson Framework for Teaching that have the greatest correlation to increased student achievement. They are also the components that are highly interrelated with other components.

Ratings	
Distinguished/ Highly Effective 4	Description of professional teaching that innovatively involves students in the learning process and creates a true community of learners. Teachers performing at this level are master teachers and leaders in the field, both inside and outside of their schools.
Proficient/ Effective 3	Description of successful, professional teaching that is consistently at a high level. Most experienced teachers should consistently perform at this level.
Basic/Developing/ Needs Improvement 2	Description of teaching that includes the necessary knowledge and skills to be effective, but its application is inconsistent (perhaps due to recently entering the profession or recently transitioning to a new curriculum, grade level, or subject). (Developing – Teachers in Year 1, 2, or 3 only)
Unsatisfactory 1	Description of teaching that does not demonstrate understanding of the concepts underlying the component. This level of performance is doing harm in the classroom.
Reflection	Thoughtful analysis and processing of a teaching event or data
Responsiveness	Reacting to situations within and beyond the classroom that further learning opportunities.
Rubric	A set of criteria used to distinguish between performance or proficiency levels. The rubric is used to assess evidence; the rubric is not evidence.
Scheduled Observation	Teacher is notified by the evaluator in advance of observation cycle, which includes the pre-conference, observation, and post-conference.
Self-Assessment	Personal assessment
Self-Inventory	A self-assessment based on teacher evaluation rubric
Student Evidence	Specific observable student behaviors in response to the teacher's use of particular instructional strategies, student work samples, assessment data.
Summative Rating	Rating which summarizes the combination of all metrics – final evaluation(s), the Deliberate Practice, and student achievement, as determined by the state, to determine the rating of Highly Effective, Effective, Needs Improvement/Developing, or Unsatisfactory.
Support Form (may or may not lead to a VSET Improvement Plan)	Support should be provided individually or in a small group and targeted to the specific concern. The Support Form may be signed at any time. However, a total of 18 weeks or more must be provided to the teacher and at least 9 weeks beyond the date of signature must be provided. This form is not required for Category 3 Teachers on a Directed Deliberate Practice Plan.
Teacher Evidence	Specific, observable behaviors demonstrated by teachers when using a particular instructional strategy. Evidence could also be documents or data relevant to a domain/component.
TOA	Teacher-on-Assignment
Unannounced	Not scheduled, unscheduled
Unscheduled Observation	Observation which occurs without prior notice. This observation cycle does not include a pre-observation conference.

Value Added Measure (VAM)	Value-added models measure the influence of schools or teachers on the academic growth rates of students. Value-added compares the change in achievement of a group of students from one year to the next to an expected amount of change based on their prior achievement history and other potential influences.
VSET	Volusia System for Empowering Teachers – the evaluation system approved by the FL DOE.
Walk-Throughs	As in the formal observation, Walk-Throughs can be scheduled or unscheduled. Walk-Throughs generally consist of very brief classroom observations during which the observer gathers evidence regarding classroom instructional practices and behaviors on a regular basis with timely and actionable feedback to teachers. Walk-Throughs provide opportunities for individual feedback as well as trend and pattern data over time. Walk-Throughs also inform professional development needs for individual and groups of teachers and provide a means to gauge the implementation of professional development against individual professional development plans and school improvement plans. Walk-Through evidence may also be collected during instructional activities when students are not present, such as PLC meetings or planning time. Note: Walk-Throughs are marked “observed” or “unobserved,” not rated.

STATUTORY REQUIREMENTS

Florida Statute 1012.34 requires that evaluations:

- be conducted at least once a year for classroom teachers, EXCEPT teachers newly hired by the district who must be evaluated at least twice in their first year;
- are based on at least 1/3 student learning growth data;
- are based on four levels of performance: “Highly Effective,” “Effective,” “Needs Improvement” (“Developing” for teachers in their first three years) and “Unsatisfactory,” and;
- include criteria based on the Florida Educator Accomplished Practices.

In addition, Florida statute requires that:

- districts report performance evaluation results from the previous school year to the State by December 1 (1012.34(1)(c), F.S.); and,
- any reductions in workforce be based primarily on performance evaluations (1012.33(5), F.S.).

Volusia County Schools has adopted a new multi-metric instructional evaluation system: The Volusia System for Empowering Teachers (VSET). VSET is an instructional improvement system that:

- is based on current research;
- supports teacher professional growth;
- is aligned with the Florida Educator Accomplished Practices, Race to the Top requirements, and Florida Statute;
- is divided into 22 components clustered into four domains of teaching responsibility: planning and preparation (Domain 1), classroom environment (Domain 2), instruction (Domain 3), and professional responsibilities (Domain 4).
- includes a Deliberate Practice;
 - The Deliberate Practice Plan (DPP) is completed online collaboratively with the principal or supervisor.
 - Deliberate Practice Planning is a self-directed process focused on what teachers need to learn and to do to improve their teaching skills, resulting in improved student learning.
- is based on four levels of performance: “Distinguished,” “Proficient,” “Basic,” and “Unsatisfactory.”

Implementation of the 2007 Danielson Framework for Teaching

Charlotte Danielson’s 2007 Framework for Teaching establishes a common language for teaching practice. The four Domains of Danielson’s 2007 Framework for Teaching are included in the evaluation system. The teacher and observer gather evidence for Domains 1 and 4 outside of the classroom observation and discuss the evidence for these domains at the planning conference. The observer collects evidence for Domains 2 and 3 during a classroom observation or Walk-Through. The tables on the following pages display a breakdown of the weights assigned to each domain and component for the classroom teacher rubric. Other instructional specialist job roles have similar weights under each domain and component, even though the wording of the domain or component may have been adapted to suit the role and responsibilities of each specialized position. The rubric score is calculated using the component weights. The nine components with the greatest weighting are called Power Components.

The nine Power Components represent the areas of effective teaching practice that have the greatest correlation to increased student achievement. These components are also highly interrelated with other components. Since research indicates the centrality to good teaching of these practices, the new teacher induction program focuses on the nine Power Components to ensure that beginning teachers concentrate on the practices that directly relate to student achievement.

The Framework for Teaching Instrument

The Volusia System for Empowering Teachers is based on the 2007 edition of The Framework, by Charlotte Danielson, and was published by ASCD as *Enhancing Professional Practice: A Framework for Teaching*. The Framework was enhanced in 2011 to add “Critical Attributes” for each level of performance for each component and examples for each level of performance for each component. The architecture of *The Framework for Teaching 2011* did not change the 4 domains, the 22 components, nor the elements.


The Framework for Teaching Evaluation Instrument (2011) is available in a PDF and iPad format <http://www.danielsongroup.org/article.aspx?page=FFTEvaluationInstrument> from the Danielson Group website. Any educator may download this file and use the print version in his/her own setting. (Statement from website – <http://www.danielsongroup.org>).

VOLUSIA SYSTEM FOR EMPOWERING TEACHERS

- The VSET system is designed to support effective instruction and student learning growth.
- Results will be used when developing district and school improvement plans.
- Results will be used to identify professional development for instructional personnel and school administrators.
- The system will provide online access to examine performance data from multiple sources, including opportunities for parents to provide input into employee evaluations, when appropriate.
- The system will provide identification of teaching fields for which special evaluation procedures/criteria are necessary.
- The evaluation process will be managed for each teacher and instructional leader, following state statute.


The chart below represents the multi-metric evaluation system:

VSET's Multi-Metric Evaluation System



**Administrative Evaluation (40%) + Deliberate Practice (25%) + Student Achievement (35%)
= Final Summative Rating (100%)**

**The Framework for Teaching by Charlotte Danielson consists of:
Four Domains and Twenty-Two Components**



Professional Development for new teachers concentrates on the *Nine Power Components*, which are:



BREAKDOWN OF THE WEIGHTS ASSIGNED TO EACH DOMAIN AND COMPONENT

Evidence and Artifacts are collected “**Off Stage**” for Domains 1 and 4.

- **Teacher prepares lesson plan for observation and collects data prior to conference.**
- **Lesson plan and data are discussed during pre-observation conference.**
- **Evidence could be artifacts (e.g. , data reports, lesson plans, communications).**
- **Evidence could be collected in other contexts (e.g., PLC meeting, professional development).**

Domain 1 – Planning and Preparation – 20%

2.5% Demonstrating knowledge of content and pedagogy

2.5% Demonstrating knowledge of students

5.0% Setting instructional outcomes

2.5% Demonstrating knowledge of resources

2.5% Designing coherent instruction

5.0% Assessing Student Learning

Domain 4 – Professional Responsibilities - 20%

5.0% Reflecting on teaching

5.0% Maintaining accurate records

2.5% Communicating with families

2.5% Participating in a professional community

2.5% Growing and developing professionally

2.5% Showing professionalism

Observable Behaviors are documented through “**On Stage**” Domains 2 and 3.

- **Evidence is observed during observation or Walk-Through.**

Domain 2- The Classroom Environment - 20 %

5.0% Creating an environment of respect and rapport

5.0% Establishing a culture for learning

3.0% Managing classroom procedures 4.0%

Managing student behavior

3.0% Organizing physical space

Domain 3 – Instruction - 40%

5.0% Communicating with students

10.0% Using questioning and discussion techniques

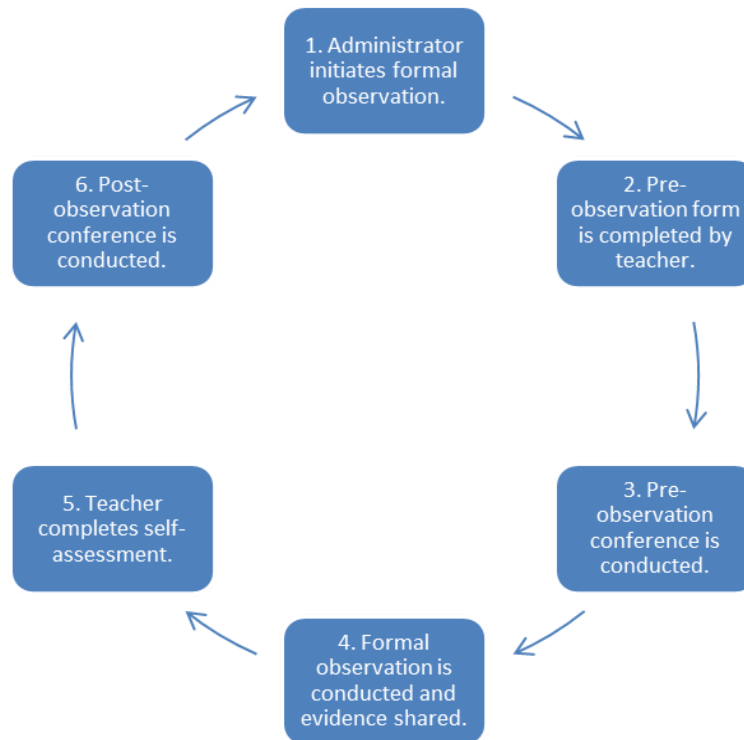
10.0% Engaging students in learning

10.0% Using assessment in instruction

5.0% Demonstrating flexibility and responsiveness

Note: Power components are in bold.

STEPS IN THE OBSERVATION CYCLE



Evaluators are encouraged to schedule the dates and times of observations and conferences on the calendar well in advance to assure compliance with deadlines.

Observations

Under routine circumstances, the length of a scheduled or unscheduled VSET observation should be a minimum of **30 minutes in elementary schools and a full class period in secondary schools.**

Scheduled and unscheduled VSET observations and Walk-Throughs shall not occur:

- During the first two weeks or last five days of the school year
- On the first two days or last two days of a course
- On the **two days** before or after Thanksgiving, Winter Break and Spring Break.
- Conferences and meetings may be conducted at any time with the required 24 hours' notice, as per the VTO contract.
- On standardized testing dates (this does not refer to the test window.) **Teachers who are not responsible for administering/proctoring standardized testing may be observed if there has been NO change of classrooms, bell schedule or normal routines.** A formal VSET observation may occur during a test make-up day, if circumstances are conducive to a formal observation. However, it is recommended that these days be avoided, if possible.

Note:

- Conferences may occur during the state-wide assessment window.
- A qualified observer, upon written request of the teacher, may perform a second scheduled observation or additional Walk-Throughs.
- The teacher may not waive the above.

THE SCHEDULED OBSERVATION CYCLE

Step 1: Schedule the pre-observation conference and the observation.

Note: While it will be necessary to schedule the pre-observation conference, the meeting to discuss the pre-observation is optional for Category 2 teachers if the evaluator or teacher has no questions/concerns about the pre-conference information and/or if no additional information is required/needed. The pre-conference meeting must be scheduled in the case that it is needed.

Note: When the pre-conference meeting is waived by the evaluator, the ratings of Domain 1 will be considered at least Proficient.

- The evaluator informs the teacher of the pre-conference date at least 5 work days prior to the meeting so the teacher has time to enter the pre-conference information into MyPGS.
- The evaluator schedules the pre-observation conference to occur within three school days before the observation. At the same time, the evaluator schedules the post-observation conference to occur no later than seven (7*) school days after the observation.

Post-observation conferences are to be conducted within 7 school days of the observation. It will not be considered a violation if the post-conference is conducted within 10 days of the observation. Day 1 is the day after the observation.

- The evaluator schedules an observation date and time of observation with the teacher.
- At least one day prior to the pre-observation conference, the teacher enters information about the lesson to be observed into Domain 1 in MyPGS referring to the Framework for Teaching Evaluation Rubric. The teacher then shares the information with the evaluator by clicking the "Share" button. This step must occur regardless of whether or not the pre-observation conference is actually held. The teacher may also add evidence for 4(b)-4(f) to the pre-conference form, although doing so is optional. Evidence for 4(a) is added AFTER the lesson is taught and may be added to the teacher's self-assessment.
- An observation consists of one complete learning experience or lesson.
- Under routine circumstances, the length of a scheduled or unscheduled VSET observation should be a minimum of **30 minutes in elementary schools and a full class period in secondary schools**.

Step 2: Conduct the pre-observation conference, if this conference is necessary.

- The evaluator and teacher discuss the lesson to be observed, based on the information entered into MyPGS (Domain 1). The teacher should do most of the talking, but the evaluator should ask questions for guidance and understanding and offer suggestions for improvement to the lesson, if necessary. Any additional evidence for Domains 1 or 4 should be entered into MyPGS.

Step 3: Observe the teacher

- The evaluator gathers evidence of the teacher's and students' actions, statements, and questions in MyPGS.
- The evaluator submits evidence to the teacher within *24 hours of the observation. The teacher adds to the evidence, as necessary, also within 24 hours.

***It is expected that evidence is shared with teachers within 24 hours. However, it will not be considered a violation of VSET procedures if evidence is shared within 48 hours. Evidence for this observation cannot be added after the post-conference.**

Step 4: Prepare for the post-observation conference

- The teacher reflects on the lesson that was observed and enters that reflection in 4(a) in MyPGS at least one work day prior to the conference referring to the Framework for Teaching Evaluation Rubric. Teachers may also include evidence for components 4(b)- 4(f), if applicable. While this evidence is not required for the observation cycles during the year, **teachers are encouraged to periodically collect and enter evidence for Domain 4**, as this evidence will be required during the final Self-Assessment at the end of the year for all teachers and prior to the Mid-Year Evaluation for Category 1 Teachers.
- The teacher and the evaluator independently rate the evidence collected during the observation. There is no expectation that the evaluator's and the teacher's ratings must match. Any component for which there is no evidence is marked unobserved.
- The teacher completes the Self-Assessment in MyPGS by comparing the evidence from the lesson observed with the Framework for Teaching Rubric, and then clicks "Share" for the evaluator at least one day prior to the Post-Observation Conference. The teacher must have at least one day to complete the self-assessment after evidence is received.
- The evaluator reviews the teacher's self-assessment and marks areas of agreement in MyPGS and leaves blank the areas not observed or areas that require further discussion.
- The teacher may add additional evidence related to this observation. However, evidence may not be added by the teacher or the evaluator after the post-conference.
- Assessment of evidence will be discussed at the post-conference.

Step 5: Conduct the post-observation conference within 7* school days of observation

- The teacher may add additional evidence related to this observation at this post conference. Evidence may not be added after the post-conference.
- The evaluator shares and acknowledges ratings for areas of agreement on components at the post-conference meeting, not before.
- The teacher shares and is invited to discuss the evidence for components when the ratings of the evaluator and teacher differ.
- The evaluator and teacher attempt to come to consensus on component ratings. Ultimately, the final rating is based on the judgment of the evaluator based on preponderance of evidence.
- The evaluator and/or teacher add relevant evidence for Domain 4. Teachers may include evidence for components 4(b) – 4(f). While this evidence is not required for the observation cycles during the year for Category 1A, 2, and 3 Teachers, this evidence will be required during the final Self Assessment at the end of the year for all teachers and prior to the Mid Year Evaluation for Category 1 Teachers..
- Both the evaluator and teacher review status of the Deliberate Practice Plan at each post-observation conference.
- Both the evaluator and teacher develop next steps, if necessary.
- Prior to the end of the post-observation conference, the teacher and evaluator acknowledge the observation cycle in the MyPGS system. If either party does not acknowledge the observation cycle in this conference, the acknowledgement and ratings must be entered within 24 hours.

Note: Teacher acknowledgment of the observation cycle does not signify agreement; it acknowledges that the observation cycle itself took place. The teacher has the right to write a rebuttal at any time at any step of the evaluation process. However, the rebuttal must be signed and dated by the teacher.

Post-observation conferences are to be conducted within 7 school days of the observation; however, it will not be considered a violation if the post-conference is conducted within 10 days of the observation. Day 1 is the day after the observation.

Note: Ratings are based on preponderance of EVIDENCE.

Timelines may be extended when delays occur due to district-wide or school-wide technology interruptions, as determined by the Technology Assistance Program (TAP) team.

THE UNSCHEDULED OBSERVATION CYCLE

Step 1: Observe the teacher

- The evaluator gathers evidence of the teacher's and students' actions, statements, and questions in MyPGS.
- The evaluator submits evidence to the teacher within *24 hours of the observation. The teacher adds to the evidence, as necessary, also within 24 hours.

***It is expected that evidence is shared with teachers within 24 hours. However, it will not be considered a violation of VSET procedures if evidence is shared within 48 hours.**

Step 2: Prepare for the post-observation conference

- The teacher reflects on the lesson that was observed and enters that reflection in 4(a) in MyPGS at least one work day prior to the conference, referring to the Framework for Teaching Evaluation Rubric. Teachers may include evidence for components 4(b)- 4(f). While this evidence is not required for the observation cycles during the year for Category 1A, 2, and 3 Teachers, teachers are encouraged to periodically collect and enter evidence for Domain 4, as this evidence will be required during the final Self Assessment at the end of the year for all teachers and prior to the Mid Year Evaluation for Category 1 Teachers.
- The teacher and the evaluator independently score the rubric assessment of the lesson based on all evidence collected on domains and components. There is no expectation that the evaluator's and the teacher's ratings must match. Any component for which there is no evidence is marked unobserved.
- The teacher completes the Self Assessment in MyPGS by comparing the evidence from the lesson observed with the Framework for Teaching Rubric, and then clicks "Share" for the evaluator at least one day prior to the Post-Observation Conference.
- The evaluator reviews the teacher's self-assessment and marks areas of agreement in MyPGS and leaves blank the areas not observed or areas that require further discussion.
- The teacher may add additional evidence related to this observation. Evidence may not be added after the post-conference.
- Assessment of evidence will be discussed at the post-conference.

Step 3: Conduct the post-observation conference within 7* school days of observation

- The evaluator shares and acknowledges ratings for areas of agreement on components at the post-conference meeting, not before.
- The teacher shares and is invited to discuss the evidence for components when the ratings of the evaluator and teacher differ.
- The evaluator and teacher attempt to come to consensus on component ratings. Ultimately, the final rating is based on the judgment of the evaluator based on preponderance of the evidence.
- The evaluator and/or teacher add relevant evidence for Domains 1 and 4, if applicable. Teachers may include evidence for components 4(b) - 4(f). While this evidence is not required for the observation cycles during the year for Category 1A, 2, and 3 Teachers, this evidence will be required during the final Self Assessment at the end of the year for all teachers and prior to the Mid Year Evaluation for Category 1 Teachers.
- Both the evaluator and teacher review status of the Deliberate Practice Plan at each post-observation conference.
- Prior to the end of the post-observation conference, the teacher and evaluator acknowledge the observation cycle in the MyPGS system. If either party does not acknowledge the observation cycle in this conference, the acknowledgement and ratings must be entered within 24 hours.
- Both the evaluator and teacher develop next steps, if necessary.

Post-observation conferences are to be conducted within 7 school days of the observation; however, it will not be considered a violation if the post-conference is conducted within 10 days of the observation. Day 1 is the day after the observation.

Note: Ratings are based on preponderance of the EVIDENCE. Timelines may be extended when delays occur due to district-wide or school-wide technology interruptions, as determined by the TAP team.

Volusia System for Empowering Teachers

PLANNING CONFERENCE 2016-2017

(The planning conference form is intended to assist educators in providing evidence for Domain 1 and 4. It is completed by the educator prior to the announced observation. The educator shares the completed form with the evaluator at least one day in advance of the conference.)

A self-assessment is to be completed at least one day in advance of the Post-Observation Conference.

Announced Observation	
Domain 1 is to clarify the lesson being observed.	
Component	Guiding Questions
1a- Demonstrating Knowledge of Content and Pedagogy	<ul style="list-style-type: none"> •What concepts will be taught in the lesson and how do they relate to each other? •What pre-requisite skills are required? •What pedagogical approaches will be used in the lesson?
1b- Demonstrating Knowledge of Students	<ul style="list-style-type: none"> •What knowledge have you acquired about your students and how does that influence the way you teach them?
1c- Selecting Instructional Outcomes	<ul style="list-style-type: none"> •What are your targeted instructional outcomes? (What do you expect students to learn and why is it important?) •How do you adjust the lesson for the varying needs of students? •How are different types of learning incorporated in the lesson?
1d- Demonstrating Knowledge of Resources	<ul style="list-style-type: none"> •What resources did you use in planning this lesson? •What resources will be available for students?
1e- Designing Coherent Instruction	<ul style="list-style-type: none"> •Describe the structure of your lesson to include activities, materials, grouping and time allocations as they align with the goal(s) in 1c. •How are choice and differentiation addressed in this lesson?
1f- Designing Student Assessment	<ul style="list-style-type: none"> •How will you assess whether students have met the lesson objectives? •Describe the assessment criteria. •How do you plan on using the results of the assessment?

Note: Student also refers to client, etc., as appropriate.

*The guiding questions are intended to guide teachers' collection of evidence for each component. Refer to the applicable VSET Rubric for clarification.

Announced Observation: Pre-Observation Conference Form

Evidence for 4(a) is to be provided AFTER the lesson is taught as part of the teacher's self-assessment. However, teachers may use this opportunity to provide evidence for 4(b)-4(f), which does NOT have to be specific to the observed lesson. Providing evidence for 4(b)-4(f) is OPTIONAL as part of the pre-observation conference, but evidence for these components must be provided and rated by the mid-year evaluation (Category 1 teachers only) or by the Final End of Year Evaluation (all teachers).

Component	Guiding Questions*
4b-Maintaining Accurate Records	<ul style="list-style-type: none"> • How do you track student completion of assignments? • How do you monitor students' progress against instructional outcomes? • How do you maintain non-instructional records?
4c-Communicating with Families	<ul style="list-style-type: none"> • How do you communicate with and engage families in student learning and the instructional program? • How do you ensure your communication with families is culturally appropriate?
4d-Participating in a Professional Community	<ul style="list-style-type: none"> • Describe your relationships with your colleagues. • How do you contribute to/or collaborate with your professional learning community? • Describe your professional contributions to your school and/or district.
4e-Growing and Developing Professionally	<ul style="list-style-type: none"> • What professional development activities have you participated in to enhance content knowledge and pedagogical skill? • Describe how you use feedback from others to improve your practice.
4f-Showing Professionalism	<ul style="list-style-type: none"> • In what ways do you demonstrate professionalism and leadership with colleagues, students, and the public? • How do you ensure that all students receive a fair opportunity to succeed?

*The guiding questions are intended to guide teachers' collection of evidence for each component. Refer to the applicable VSET Rubric for clarification.

WALK-THROUGHS

Walk-Throughs generally consist of classroom observations of 3-10 minutes in length during which the observer gathers evidence regarding classroom instructional practices and behaviors on a regular basis. Walk-Throughs provide opportunities for timely and actionable individual feedback as well as trend and pattern data over time. Walk-Throughs also inform professional development needs for individual and groups of teachers and provide a means to gauge the implementation of professional development against Deliberate Practice Plans and school improvement plans. Walk-Throughs may occur in settings other than the classroom, such as meetings, trainings, etc. Teachers may or may not be aware of which component the evaluator is focusing on during a particular Walk-Through.

Who Conducts the Walk-Through Observation and Data Reviews?

A number of individuals may conduct Walk-Through observations for feedback. For the purpose of the evaluation, the evaluator might be the principal, the assistant principal, a district administrator, or a combination thereof.

Walk-Throughs are important for all teachers. The purpose of the informal Walk-Through is to ensure that what is observed in a formal observation is also seen during day-to-day practice. Evidence collected will align with the components observed.

The Walk-Through can focus on any component or on the Deliberate Practice Plan. The teacher or evaluator may elect to include a Walk-Through observation as evidence. Teachers may request that an evaluator visit the classroom to observe specific activities as evidence for the Deliberate Practice or for a particular component or as follow-up to a Walk-Through. The charts that follow indicate the minimum number of Walk-Through observations required for different groups of teachers.

The evaluator shares Walk-Through evidence within 24 - 48 hours. The teacher may or may not add evidence or respond to the evaluator's comments within 48 hours.

**ADMINISTRATIVE/PAREVALUATOR OBSERVATION
OVERVIEW**

CATEGORY 1 and 1A

Teachers in the 1st Year of Teaching in VCS

(New to Teaching or Experienced Teachers New to Volusia County)
Temporary hires, no PAR and no mid-year evaluation due to late start
date Note: **Novice (First Year) Teachers** may receive services of a PAR
Teacher.

Category 1A – Teachers in second year with Volusia County
Schools regardless of how many years' experience elsewhere;
no PAR

EVALUATOR

1st Quarter (1st Quarter ends October 20, 2016.)
No Walk Throughs or Observations will be conducted during the first 2 student weeks of school.
There is no formative period during 2016 - 2017.

1 Administrator Walk-Through for Domain 2 or 3

2nd Quarter (2ND Quarter ends December 20, 2016.)

1 Administrator Scheduled Observation Cycle
Pre-Observation Conference – Within 3 School Days of
Observation
Post-Observation Conference - Within 7* School Days of Observation

Mid-Year Evaluation

All 22 Components must be rated by the administrator by the end of Quarter 2. Does not apply to Category 1A.

Between the end of Quarter 2 (December 20, 2016) and April 14, 2017

1 Administrator Walk-Through in any Domain

1 Administrator Unscheduled
Observation
Post-Observation Conference – Within 7* School Days of Observation

Between April 19 – May 12, 2017:

Final Evaluator Report Score Completed Based on Evidence

Deliberate Practice Plan Reviewed and Rated

Note: Number of Walk Throughs and Observations is minimum. More may be conducted.

It is expected that evidence will be collected prior to April 14, 2017 for the purpose of rating all 22 components. "Summative" refers to a calculation which consists of observation cycles, Walk-Throughs, the Deliberate Practice Plan rating, and Value Added Measures as determined by the State of Florida.

*Post-observation conferences are to be conducted within 7 school days of the observation. It will not be considered a violation if the post- conference is conducted within 10 days of the observation. Day 1 is the day after the observation.

Late Hires: At minimum, a scheduled observation must be conducted for late hires so that Domains 1 and 4 can be addressed.

ADMINISTRATIVE OBSERVATION OVERVIEW

CATEGORY 2

Teachers in Year 3 or more of experience in VCS with
Highly Effective or Effective Instructional Practice Score ratings from the previous year

EVALUATOR
There is no formative period during 2016-2017.
No Walk-Throughs or Observations will be conducted during the first 2 student weeks of school.
Between the third week of school and by April 14, 2017
Walk-Throughs and additional observations are optional for Category 2 teachers.
1 Administrator Scheduled Observation Cycle Pre-Observation Conference – Within 3 School Days of Observation (A pre-observation conference is not required when neither the evaluator nor the teacher has any questions/concerns.) Observation Post-Observation Conference - Within 7* School Days of Observation
Between April 19 – May 12, 2017
Final Evaluator Rubric Score Completed Based on Evidence
Deliberate Practice Plan Reviewed and Rated

Note: Number of Walk-Throughs and Observations is minimum. More may be conducted. It is expected that evidence will be collected prior to April 14, 2017 for the purpose of rating all 22 components. "Summative" refers to a calculation which consists of observation cycles, Walk-Throughs, the Deliberate Practice Plan rating, and Value Added Measures as determined by the State of Florida. The teacher may request one additional scheduled observation cycle.

* Post-observation conferences are to be conducted within 7 school days of the observation. It will not be considered a violation if the post-conference is conducted within 10 days of the observation. Day 1 is the day after the observation.

Late Hires: A scheduled observation must be conducted for late hires so that Domains 1 and 4 can be addressed.

ADMINISTRATIVE OBSERVATION OVERVIEW

CATEGORY 3

Veteran/Tenured Teachers Requiring Assistance (Instructional Practice Score of "NI" or "U" from Previous Year)

EVALUATOR
1st Quarter (1st Quarter ends October 20, 2016.) No Walk Throughs or Observations will be conducted during the first 2 student weeks of school. There is no formative period during 2016 – 2017.
2 Administrator Walk-Throughs in Power Components
2nd Quarter 2nd Quarter ends (December 20, 2016)
1 Administrator Walk-Through in Any Domain Which Supports the Deliberate Practice Plan
Administrator Scheduled Observation Cycle Pre-Observation Conference – Within 3 School Days of Observation (This conference must be conducted.) Observation Post-Observation Conference – Within 7* School Days of Observation
Between the end of Quarter 2 (December 20, 2016) and April 14, 2017
1 Administrator Walk-Through in Any Domain Which Supports the Deliberate Practice Plan
1 Administrator Unscheduled Observation Post-Observation Conference – Within 7* School Days of Observation
Between April 19 – May 12, 2017
Final Evaluator Report Score Completed Based on Evidence
Deliberate Practice Plan Reviewed and Rated

Note: Number of Walk-Throughs and Observations is minimum. More may be conducted. It is expected that evidence will be collected prior to April 14, 2017 for the purpose of rating all 22 components.

* Post-observation conferences are to be conducted within 7 school days of the observation. It will not be considered a violation if the post-conference is conducted within 10 days of the observation. Day 1 is the day after the observation.

It is recognized that budget may limit service to veteran teachers requiring assistance. In this case, differentiated support will be provided to veteran teachers requiring support as determined by the Superintendent.

DELIBERATE PRACTICE PLAN (DPP)

Due Date: No later than 5:00 pm on April 14, 2017

The Deliberate Practice Plan (DPP) rating is 25% of the summative evaluation rating for all teachers. All teachers hired prior to January 7, 2017 are responsible for developing a Deliberate Practice Plan and collaborating with their evaluators regarding the plan.

The DPP is a vehicle by which the teacher sets and charts professional learning: what was implemented and learned by the teacher? Meeting the goals of the DPP is not dependent upon student data. However, student data may support the fact that the goal(s) of the DPP were met.

Developing Deliberate Practice Plan

Teachers are to identify individual professional needs and to identify learning goals. Teachers are expected to write professionally employing writing conventions, such as correct spelling, grammar and punctuation.

The DPP consists of Professional Learning Cycles. A **professional learning cycle for the DPP** includes: engaging in professional learning, implementing a classroom strategy for 4-6 weeks, identifying the impact and implementation of the strategy on teaching practice.

For this purpose, **professional learning** may include but is not limited to ERPD, PDD, PD, Conferences attended, accredited coursework (online or face to face), book study, professional reading.

For this purpose, **strategy** may include but is not limited to teaching methods, procedures, professional practice.

Strategies, may be implemented concurrently or one at a time. (4-6 weeks in duration).

Each cycle must address a different strategy.

Novice – beginning teachers should use E3 professional learning activities to select the strategies for their DPP.

Example of a Cycle:

Responses must address the corresponding strategy and the steps of the cycle.

- a. Identify the professional learning activity.
- b. Identify the topic.
- c. Identify the Danielson component the strategy supports.
- d. Beginning and ending implementation dates.
- e. What was the strategy you learned? How was it implemented (over a 4-6 week period)?
- f. What was the impact/result of the strategy you implemented? How do you know? (4-6 sentences)
- g. What was the impact the implementation had on your professional practice and personal learning? What are your next steps? (4-6 sentences)

<u>STEPS</u>	<u>ACTIONS</u>
Identifying DPP Type	<p>The teacher's type of DPP is determined by the previous year's Instructional Practice Score rating:</p> <ul style="list-style-type: none"> • Individual DPP: Teachers identified with rating of "Highly Effective" or "Effective" • Monitored DPP: Teachers identified as new to teaching or "Needs Improvement" • Year 1 and Year 2 E3 participants will use E3 as activities as the basis for their DPP. • Directed DPP: Teachers identified with rating of "Unsatisfactory" • The Directed DPP is the 18 weeks of support.
Completing DPP	<p>A completed DPP means the following steps have occurred:</p> <ul style="list-style-type: none"> • Teacher has completed at least one (1) Professional Learning cycle as defined in this handbook. See DPP Rubric on page 27 for cycles and ratings. • Teacher has recorded all of the required information regarding the cycle in MyPGS • DPP's have been discussed with the evaluators based on the DPP type. • Monitored and Directed DPP's have been discussed and approved by the evaluator <p><u>Example of a cycle:</u></p> <p>Responses must address the corresponding strategy and the steps of the cycle.</p> <ol style="list-style-type: none"> a. Identify the professional learning activity. b. Identify the topic. c. Identify the Danielson component the strategy supports d. Beginning and ending implementation dates. e. What was the strategy you learned? How was it implemented (over a 4-6 week period)? f. What was the impact/result of the strategy you implemented? How do you know? (4-6 sentences) g. What was the impact the implementation had on your professional practice and personal learning? What are your next steps? (4-6 sentences)

Ongoing Monitoring and Review:

- The teacher completes all sections of the required information to complete a cycle. (Any questions or fields in MyPGS which are left blank or not completed according to directions will default to an Unsatisfactory rating.)
- The teacher and the evaluator may discuss the teacher’s progress with the DPP during Post Conferences or at other times at the request of the evaluator or teacher. A specific meeting for the purpose of monitoring and reviewing the DPP is not necessary but may occur at the discretion of the evaluator.

End-of-the-Year Review

Step 1: Teacher completes DPP required fields in MyPGS.

Step 2: The teacher meets with the evaluator to share results of cycle(s) completed in DPP. Teachers may submit (1) one artifact as evidence per learning cycle in the DPP although this is not a requirement. Artifacts should be of quality and pertinent to support the goals of the cycle. Each artifact should not exceed 2 pages in length.

Step 3: The evaluator and the teacher utilize the rubric to determine the overall rating of the DPP.

DELIBERATE PRACTICE PLAN RUBRIC

Unsatisfactory	Basic	Proficient	Distinguished
Missing or incomplete learning cycle	1 complete learning cycle	2 or 3 complete learning cycles	4 or more complete learning cycles

NOTE:

- Late hires between August 2016 and January 6, 2017 are to complete a Deliberate Practice Plan. Teachers hired on January 7, 2017 or later are not required to complete a DPP.
- Teacher(s) on leave during April and May should have completed their DPP requirements prior to going on leave.

ONGOING MONITORING OF THE DPP

The DPP is an ongoing, living document. The expectation is that teachers will work on their DPPs throughout the year. Doing so will make the end-of-year process much easier on teachers.

When is the DPP reviewed? As part of VSET, it is required that the evaluator and teacher discuss and review progress being made on the DPP at every post-conference.

Must the evaluator and teacher conduct a separate meeting? No, it is only required that the DPP be reviewed at post-conferences. However, a separate meeting may be conducted for the purpose of monitoring the DPP.

Who is responsible for the review? The teacher and evaluator will discuss the teacher's progress and then record a summary of the conversation in MyPGS under the Ongoing Monitoring tab. If a modification is needed, that would be recorded in the modification tab in MyPGS.

Is the teacher required to record evidence of progress in MyPGS? Yes, the DPP in MyPGS is to be completed in full for each professional learning cycle. All questions must be answered in each container. It is encouraged by the district and VTO that teachers keep records of their activities to meet the goals of their DPPs.

When is the DPP rated? Teachers are to rate the DPP's prior to submission of the completed DPP. The Evaluator will rate the DPP prior to the final conference.

When is the DPP due? The DPP is due no later than 5:00 pm on Friday, April 14, 2017.

EVALUATOR TRAINING

Who is an Evaluator?

An evaluator is defined as: a site-based administrator or district-based administrator, with training in collecting evidence and scoring the Framework for Teaching rubric as well as the Deliberate Practice Plan rubric.

How is the Evaluator Determined?

The school principal will determine which administrator will evaluate each teacher. In instances where the principal supervises more than one building, additional evaluators may be recruited from district staff or other trained evaluators. In the case of specialized instructional employees who report to a district administrator, the appropriate district administrator will conduct the evaluation.

Input Into Evaluation by Personnel Other Than the Supervisor

The evaluator may consider input from other trained evaluators. The teacher may also elect to submit as evidence Walk-Through observations completed by coaches or district staff, records of participation in special assignments and committees, and commendations from district staff or other agencies, and other relevant evidence (within this school year only).

PEER ASSISTANCE AND REVIEW

Volusia County School District has established a peer assistance and review process as part of the evaluation system which is supported by the Volusia Teachers Organization.

Responsibilities of PAR Teachers

- Assist assigned teachers with classroom procedures and environment.
- Assist with data analysis for assigned teachers' incoming students.
- Assist assigned teachers to develop Deliberate Practice Plans.
- Monitor and assist to refine assigned teachers' instructional planning and delivery.
- Provide timely feedback to assigned teachers to improve practice.
- Maintain confidentiality while working with assigned teachers. (Share progress with the building administrator with teacher permission.)
- Seek additional assistance if assigned teacher is not making sufficient progress.

Note: It is the PAR teacher's professional obligation to report misconduct to the principal/site supervisor in a timely manner.

Evaluation Process for PAR teachers

- PAR teachers are district-based teachers-on-assignment.
- PAR teachers are evaluated using an adapted Danielson Framework rubric.
- The district administrator designated as supervisor for the PAR program (Coordinator, Peer Assistance and Review) shall serve as evaluator for the PAR teachers.
- The number of observation cycles will be the same as Effective or Highly Effective teachers.
- PAR teachers will complete a Deliberate Practice Plan.
- The designated district supervisor will monitor and evaluate the Deliberate Practice Plan developed by a PAR teacher.
- The final Summative Evaluation Rating for a PAR teacher will consist of 40% Administrator Evaluation, 25% Deliberate Practice, and 35% based on a value-added measure.

TEACHERS HIRED SECOND SEMESTER

- Teachers hired after the start of the second semester of the 2015-2016 school year will be considered to be first year teachers during 2016-2017.
- Administrative evaluators of teachers hired in the second semester of the 2016-2017 school year will follow the cycle corresponding with their hire date (Category 2) with a due date of April 14, 2017. It will be necessary to include a scheduled observation in order to rate Domains 1 and 4.
- Teachers hired on or after January 7, 2017, will not complete a DPP for the 2016-2017 school year.

VSET 2016-2017 End-of-Year Procedures

District rating labels (Distinguished, Proficient, Basic, Unsatisfactory) will not change for 2016-2017.
Note: State rating labels are Highly Effective, Effective, Needs Improvement and Unsatisfactory.

The Rubric completed in the final post-conference must include ratings for all 22 components based on any evidence collected or presented prior to the final post-conference.

At any time up to and including the final evaluation conference, the teacher may bring forward evidence collected including evidence by another person trained in VSET, such as a PAR mentor or district administrator. However, neither the teacher nor the administrator may bring forward new evidence or artifacts *after* the final evaluation conference.

Ratings are based on the preponderance of the EVIDENCE. This would include ALL of the following:

- Walk-Through(s)
- Pre-observation form(s) and conference(s) (Domains 1 and 4)
- Evidence Collection form(s) (Domains 2 and 3)
- Post-conference(s)
- A teacher may add no more than five (5) artifacts to capture components not observed via Walk-Through(s) or Observations(s). This is not a portfolio; and a portfolio is not one artifact. (These five (5) artifacts are in addition to the five (5) artifacts to support the DPP goals.)
- The teacher may bring forward evidence collected by another person trained in VSET such as a PAR mentor or district administrator.
- Records of Conference and Letters of Caution issued or Letters of Reprimand issued in the first or second semesters may count as evidence.

Note: The evidence will guide the evaluator to the teacher's ratings in each component.

Teachers will rate themselves using all EVIDENCE as described above. Administrators will rate teachers.

Teachers and evaluators will meet to discuss areas of disagreement, citing evidence and artifacts. Principals and/or assistant principals shall conduct the final evaluation report and Deliberate Practice Plan conferences between April 19, 2017 and May 12, 2017. At this conference, the evaluator and the teacher will review the evaluator's component ratings and the DPP rating.

When all or parts of the evaluation cycles cannot be completed due to leaves of absence, resignations, retirements, or other extenuating circumstance, the evaluator is to indicate this information in the evaluation system.

The DPP and final self-assessment must be completed and submitted by the teacher by April 14, 2017 5:00 p.m.

If the teacher and evaluator are aware that the teacher will be taking a leave of absence or in some other manner not completing the school year, all 22 components and the DPP should be finalized prior to the teacher's departure, except in case of emergency.

The final summative report will be available after the value added scores are released from the state.

Note: If additional evidence is required to assess a rating, another Walk-Through may be conducted or another quality, relevant artifact may be provided.

OPEN INVESTIGATIONS

When a teacher is subject to an on-going investigation by the Professional Standards Department or school-based administrator, or when a disciplinary action is being processed through grievance procedures levels 1, 2, or 3, completion of the final evaluation will be extended beyond May 12, 2017, but not beyond June 30. We will not wait to rate based on appeals. If the appeal warrants changes, the district will intercede.

NO PROGRESS OR INSUFFICIENT PROGRESS RE: READING AND ESOL

Note: The district will provide evaluators with a list of affected teachers.

1. For those teachers who have made no progress toward Reading and/or ESOL for the second year or longer, the rating in 4(e): Growing and Developing Professionally will be no better than B/NI (Basic/Needs Improvement).
2. For those teachers who have made inadequate progress toward ESOL for the second year or longer (including insufficient hours or in-service toward ESOL from May 1, 2016, until April 1, 2017), the rating in 4(e): Growing and Developing Professionally will be no better than B/NI (Basic/Needs Improvement).

Note: ESOL portfolios must be submitted to Professional Development no later than April 7, 2017.

3. For those teachers who have made inadequate progress toward Reading for the second year or longer (meaning they have not taken the required courses in the required period of time), the rating in 4(e): Growing and Developing Professionally will be no better than B/NI (Basic/Needs Improvement).
4. For those teachers who have made no progress or inadequate progress toward Reading and/or ESOL for the first time during 2016-2017, the rating will be no better than a B/NI (Basic/Needs Improvement) in 4(e): Growing and Developing Professionally.

Note: All requirements must be COMPLETED and ASSESSED by the due date of April 21, 2017, to be considered in the 2016 - 2017 final ratings.

ITINERANT TEACHERS

Itinerant teachers (teachers who serve more than one location) will be evaluated by the building-level administrator of the base school, as determined by MyPGS. Observations may be conducted by both administrators who will confer on one final evaluation.

The following employees will be evaluated using a rubric specific to his/her job role:

- Deaf/Hard of Hearing Teachers
- District Teacher on Assignment
- ESE Placement Specialists
- ESE Program Specialists
- High School Gifted Consultation Teachers
- Instructional Coaches
- Media Teachers
- Peer Assistant & Review Teachers
- Pre-K Instructional Support Teachers
- School Based Teachers on Assignment
- School Counselors
- School Psychologists
- School Social Workers
- Speech/Language Clinicians
- Transition Specialists
- VAATT Teachers
- Vision Teachers

TEACHERS WITH MORE THAN ONE JOB FUNCTION

Teachers with more than one job function, on the same site or shared between sites, are to be evaluated as one teacher, not per job function.

VSET IMPROVEMENT PLAN

After one semester of support*, or the equivalent**, when performance continues to be deficient, as determined by the administrator, the principal/site administrator places the teacher on a VSET Improvement Plan. Timeline for improvement is 90 calendar days. The VSET Improvement Plan may be written at any point in the year as determined by the principal/site supervisor.


The VSET Improvement Plan requires a Support Team which is coordinated with the Office of Assessment and Development. The teacher and evaluator may each select three employees of the district, any site, to serve on the Support Team. The role of the Support Team is that of support, not evaluation. Typically, one Support Team meeting per month is held for the purpose of offering suggestions to the teacher. Between Support Team meetings, the Support Team members may shadow, or be shadowed by, the teacher on the improvement plan for the purpose of constructive feedback.

If sufficient improvement by the teacher has been recognized while on the Improvement Plan, the teacher is monitored via a Directed Deliberate Practice Plan.

If sufficient improvement has not been demonstrated by the teacher while on the Improvement Plan, termination of the teacher's employment will be recommended by the Superintendent to the school board. The principal/site administrator, who serves as the evaluator during the VSET Improvement Plan, is to work closely with the Office of Assessment and Development at this level of technical assistance.

*Support could include assignment of a PAR (budget permitting). When funding prevents the assignment of a PAR, another method of support will be utilized, as directed by the Superintendent or designee which may include, but is not limited to, school-based coaches, school-based support, and/or district-level support.

**For those teachers who begin later in the year, the equivalent of one semester of support is to be provided.



VSET Support Form

One Semester of Support (18 weeks)
 (may or may not lead to a VSET Improvement Plan)

Teacher: _____ Tenured Annual Contract

Teacher's Assignment: _____ School/Site: _____

Administrator: _____

Support (what has been done and what will be done) should be provided individually or in a small group and targeted to the specific concern. The Support Form may be signed at any time. However, a total of 18 weeks or more must be provided to the teacher and at least 9 weeks beyond the date of signature must be provided.

This form is not required for Category 3 Teachers, as they are on a Directed Deliberate Practice Plan.

List Support Provided and/or Offered	Date Initiated

Teacher's Signature _____ Date _____
 Teacher's signature denotes receipt of a copy of this Support Form.

Administrator's Signature _____ Date _____

 Date _____
 Signature of Witness denoting that employee received a copy of this document but refused to sign it
 (Witness signature is necessary only if employee refuses to sign this document.)

DATE: Write out the month, include the year

TO: Name, Title
Complete Social Security Number

FROM: Name, Title
School/Site

RE: Placement on VSET Improvement Plan

Note: The principal or site supervisor is the evaluator while the VSET Improvement Plan is in effect.

_____ is being placed on a VSET Improvement Plan
(Teacher's Name)

and has until _____ to provide his/her evaluator with the names of
(Date)

three (3) employees of the district (any school/site) to serve on his/her VSET Improvement Plan Support Team. The evaluator will also be suggesting three (3) employees of the district (any school/site) to serve on this VSET Improvement Plan Support Team.

Signature of Teacher

Date

Signature of Administrator

Date

Signature of Witness denoting that employee received
a copy of this document but refused to sign it
(Witness signature is necessary only if employee refuses to sign this document.)

Date

Original: Employee's File at the School/Site
Copies: Employee

VSET IMPROVEMENT PLAN

TEACHER'S NAME	SOCIAL SECURITY NUMBER
SCHOOL/SITE	ASSIGNMENT
PRINCIPAL/SITE ADMINISTRATOR'S NAME	SCHOOL YEAR
SUPPORT TEAM MEMBERS' NAMES	

Note: Contact the Office of Assessment and Development for VSET Improvement Plan template and assistance.

MARK AREA(S) OF CONCERN WITH AN "X"

(X)

Domain 1: Planning and Preparation	Demonstrating Knowledge of Content and Pedagogy	<input type="checkbox"/>
	Demonstrating Knowledge of Students	<input type="checkbox"/>
	Setting Instructional Outcomes	<input type="checkbox"/>
	Demonstrating Knowledge of Resources	<input type="checkbox"/>
	Designing Coherent Instruction	<input type="checkbox"/>
	Assessing Student Learning	<input type="checkbox"/>
Domain 2: Classroom Environment	Creating an Environment of Respect and Rapport	<input type="checkbox"/>
	Establishing a Culture for Learning	<input type="checkbox"/>
	Managing Classroom Procedures	<input type="checkbox"/>
	Managing Student Behavior	<input type="checkbox"/>
Domain 3: Instruction	Communicating with Students	<input type="checkbox"/>
	Using Questioning and Discussion Techniques	<input type="checkbox"/>
	Engaging Students in Learning	<input type="checkbox"/>
	Using Assessment in Instruction	<input type="checkbox"/>
	Demonstrating Flexibility and Responsiveness	<input type="checkbox"/>
Domain 4: Professional Responsibilities	Reflecting on Teaching	<input type="checkbox"/>
	Maintaining Accurate Records	<input type="checkbox"/>
	Communicating with Families	<input type="checkbox"/>
	Participating in a Professional Community	<input type="checkbox"/>
	Growing and Developing Professionally	<input type="checkbox"/>
	Showing Professionalism	<input type="checkbox"/>

Note: Initials of teacher and administrator are required on each page not containing signatures.

VSET IMPROVEMENT PLAN

Page 2

Teacher's Name: _____

Component of Concern

Details of Concern
The teacher needs to

Improvement Expected (The teacher is assessed by way of expectations.)
The teacher will

Suggestions for Improvement (The teacher is not assessed by way of suggestions.)
The teacher should

(For more than one component, duplicate the above as needed.)

VSET Improvement Plan Developed On:

Date
(Same as date of signature)

Improvement Assessed On or After

Date
(90 calendar days not including holidays or summer)

Teacher's Signature Denoting Receipt of a Copy of This
Improvement Plan

Date

Evaluator's Signature

Date

Signature of Witness Denoting that Teacher Received a
Copy of this Improvement Plan but refused to sign it.
(Witness signature is necessary only if teacher refuses to
sign this Improvement Plan.)

Date

RESULTS OF VSET IMPROVEMENT PLAN

Teacher's Name: _____

- Performance meets expectations.
- Teacher has demonstrated improvement, and will be returned to a Directed DPP.
- Teacher failed to show sufficient improvement. Termination of the teacher's employment will be recommended to the School Board.

Teacher's Signature Denoting Receipt of a Copy of This Improvement Plan

Date

Evaluator's Signature

Date

Signature of Witness Denoting that Teacher Received a
Copy of this Improvement Plan Results Page but refused to sign it.
(Witness signature is necessary only if teacher refused to
sign this Improvement Plan Results Page.)

Date

Original: Teacher's Personnel File at the School/Site
Copies: Teacher
May be used as evidence in VSET System

ACCESSING THE TEACHER EVALUATION SYSTEM (VSET)

The teacher evaluation system is managed through MyPGS (My Professional Growth System), linked from the district's homepage or at: <http://volusia.truenorthlogic.com/>. This system can be accessed from school, home or anywhere with Internet access. The user can log-on through the district's portal, using his/her network user ID and password.

Teachers will not only use this system to access and manage their evaluation activities, but this will also be the system to search, register and manage professional development learning opportunities.

MyPGS provides a VSET Help Tab with Step-by-Step Directions, Videos, and Tutorials for assistance.

The site is maintained by the district's Technology Services Department, and users should call the Technical Services Help Desk at extension 20000 for technical assistance.

The VSET online system provides an individualized dashboard in which the user selects the school year, observation type, and can filter by: date, type, and school year. The user can view, edit and print appropriate fields and can view all completed observations.

Other Evidence Collection Tools

The input form may be used by parents, teachers, or other interested parties to provide evidence regarding the assessment of teachers.

At times, the evaluator may feel that the issue is less academic and more behavioral. In this case, the evaluator may choose to utilize the Record of Conference or Letter of Caution or Letter of Reprimand.

The following documents are not part of the VSET evaluation process. However, they are documents that may be used by an administrator who has concerns outside of the evaluation process and may be used as evidence.

APPENDIX 1



VOLUSIA COUNTY SCHOOLS INPUT FORM

This form is to be used by parents, teachers, or other interested parties to provide input towards the assessment of teachers.

TEACHER'S NAME: _____

SITE: _____

Comments:

Signature: _____ Date: _____

Please Print Name/Title: _____

Note: When used as evidence, the Input Form will be uploaded into the VSET system.

This signed form will be placed in the Principal's correspondence file for this year and the following school year.

Copy: Area Superintendent or Site Supervisor

Revised: 7/14/2013
Owner: Human Resources

2008-144VCS
Print Locally

EFFECTIVE EVALUATIONS

An expectation of effective evaluation is timely communication of concerns by way of a conversation. This could result in a conversation only or a conversation that leads to a document within the VSET procedures, meaning a Record of Conference, Letter of Caution, Letter of Reprimand, or VSET Improvement Plan. Emails and personal notes do not suffice as “documents within the VEST procedures.”

Record of Conference

In assessing the performance of instructional personnel, issues may occasionally arise for which a Record of Conference is the appropriate vehicle for comment. These performance issues are not too serious and require immediate change. A Record of Conference is designed to provide the employee with a description of concerns and expectations.

The Record of Conference should be signed and dated by the evaluator and the teacher. A copy is given to the teacher, and the original is retained in the teacher’s personnel file at the worksite. When used as evidence, the Record of Conference will be uploaded into the VSET system.

Letter of Caution

The Letter of Caution is not discipline. It is used to serve as a warning and to provide written expectations for future conduct and performance. The Letter of Caution should be signed and dated by the evaluator and the teacher. A copy is given to the teacher, and the original is retained in the teacher’s personnel file at the worksite. When used as evidence, the Letter of Caution will be uploaded into the VSET system.

Letter of Reprimand

Per the *definition of *discipline* in the VTO Contract, the Letter of Reprimand is discipline. It is used for serious infractions of behavior or judgment. The Letter of Reprimand should be signed and dated by the evaluator and the teacher. A copy is given to the teacher and a copy is forwarded to Professional Standards. The original is retained in the teacher’s personnel file at the worksite. When used as evidence, the Letter of Reprimand will be uploaded into the VSET system.

Note: Conversations, emails, and notes will not be considered sufficient evidence under VSET to support deficient ratings as they relate to professional indiscretions.

Note: When they support ratings, documents such as Records of Conference, Letters of Caution/Reprimand, Improvement Plans, and Letters in Place of Final Evaluations are to be uploaded into MyPGS.

*Definition of discipline in the VTO contract:

A written reprimand, suspension without pay, or termination from employment.

**INSTRUCTIONAL
RECORD OF CONFERENCE**

Teacher's Name _____ School/Site _____

Social Security Number _____

This form constitutes a Record of Conference based on our conference held on _____
Date

to discuss the following area(s) of concern.

Proper procedures must be followed, meaning two conferences will be required; one to provide the employee with an opportunity to discuss the administrator's concerns, and, IF NECESSARY, a second to sign any paperwork resulting from the first conference.

Summary of Conference:

My expectations are that you will

I am confident, through your commitment, this will lead to successful performance.

Teacher's Signature denoting receipt of a copy of
this Record of Conference

Date

Administrator's Signature

Date

Signature of Witness denoting that teacher received a copy of this
Record of Conference but refused to sign it (Witness signature is
necessary only if teacher refuses to sign this Record of Conference.)

Date

Note: The teacher has the right to submit a written response (must be signed and dated) which shall become a part of this document.

Original: Teacher's Personnel File at the School/Site
Copies: Teacher

May be used as evidence in VSET System

Owner: Human Resources

Print Locally

SCHOOL/SITE LETTERHEAD

Date: [Insert date]

To: [Insert name of employee, title
and complete social security number]

From: [Insert name of administrator/evaluator, title]

Re: **LETTER OF CAUTION**

At times it becomes necessary to provide written clarification or guidance regarding the expectations of the district. Such letters are referred to as letters of caution and are not disciplinary action.

Please note that all employees are required to follow all rules, procedures, policies, laws and other direction/requirement from his or her evaluator and/or supervisor. Should an employee fail to comply with those requirements, it is possible that disciplinary action may result. Letters of caution serve as a warning and provide written expectations for future conduct and performance that may be relied upon in performance evaluations consistent with applicable district evaluation procedures and are intended to avoid a future situation warranting disciplinary action.

On [insert date], we discussed my concern about your compliance with [insert specific reference to rule, procedure, policy, law and other direction/requirement.] This letter is intended to document my concern and to advise you to take immediate steps to [insert detail(s) of your expectation(s)] to ensure your compliance with the aforementioned requirement.

Please contact me if you have any questions regarding this letter. You are not required to respond to this letter. In the event you elect to write a rebuttal to me, a copy of that response will be attached to this letter and placed in your school/site employee file.

Signature of Administrator

Date

Signature of Employee denoting receipt of a copy
of this Letter of Caution

Date

Signature of Witness denoting that employee received
a copy of this Letter of Caution but refused to sign it
(Witness signature is necessary only if employee refuses to sign this Letter of Caution.)

Date

Original: Employee's File at the School/Site
Copies: Employee
For teachers: May be used as evidence in VSET System
For administrators: May be used as evidence in VSEL System
For AFSCME, Non-Bargaining/Non-Instructional and VESA: May be attached to final evaluations

SCHOOL/SITE LETTERHEAD

Date: Complete Date

To: Name of Employee, Title
Social Security Number

From: Name of Administrator/Evaluator, Title

Re: **LETTER OF REPRIMAND**

Paragraph 1 – Describe the incident/indiscretion.

Example – On (complete date), it was reported to me that (specifics).

Paragraph 2 – Reference the due process conference.

Example – During our conference on (complete date), you admitted that (or you denied that...)

Note: Based on all the evidence you have gathered, even with a denial, a letter of reprimand may be written.

Paragraph 3 – State your findings.

Example – Having heard and considered your response regarding..., I have determined that it is necessary to issue this Letter of Reprimand.

Note: Re-state the incident/indiscretion and why it is not acceptable.

Paragraph 4 – Clarify your expectations.

Example – If you repeat the behavior that necessitated this Letter of Reprimand, or if there is another incident of unsatisfactory behavior or poor judgment on your part, further disciplinary action, up to and including termination of employment, may result.

Signature of Administrator/Evaluator

Date

Signature of Employee denoting receipt of a copy of this Letter of Reprimand

Date

Signature of Witness denoting that employee received a copy of this Letter of Reprimand but refused to sign it
(Witness signature is necessary only if employee refuses to sign this Letter of Reprimand.)

Date

Original: Employee's File at the School/Site
Copies: Employee
Professional Standards
For teachers: May be used as evidence in VSET System
For administrators: May be used as evidence in VSEL System
For AFSCME, Non-Bargaining/Non-Instructional and VESA: May be attached to final evaluations

APPENDIX 2

RUBRICS

The only rubric found in MyPGS during the 2016-2017 school year is the classroom teacher rubric.

The 2016-2017 non-classroom instructional rubrics are available in MyPGS under the VSET Help tab for discussion purposes (look fors) during conferences.

The Framework for Teaching Evaluation Instrument 2011 – Rubrics

Classroom Teachers

	1 UNSATISFACTORY	2 BASIC/DEVELOPING/ NEEDS IMPROVEMENT	3 PROFICIENT/EFFECTIVE	4 DISTINGUISHED/HIGHLY EFFECTIVE
1a Knowledge of Content and Pedagogy	<p>In planning and practice, teacher makes content errors or does not correct errors made by students.</p> <p>Teacher's plans and practice display little understanding of prerequisite relationships important to student's learning of the content.</p> <p>Teacher displays little or no understanding of the range of pedagogical approaches suitable to student's learning of the content.</p>	<p>Teacher is familiar with the important concepts in the discipline but displays lack of awareness of how these concepts relate to one another.</p> <p>Teacher's plans and practice indicate some awareness of prerequisite relationships, although such knowledge may be inaccurate or incomplete.</p> <p>Teacher's plans and practice reflect a limited range of pedagogical approaches to the discipline or to the students.</p>	<p>Teacher displays solid knowledge of the important concepts in the discipline and the ways they relate to one another.</p> <p>Teacher's plans and practice reflect accurate understanding of prerequisite relationships among topics and concepts.</p> <p>Teacher's plans and practice reflect familiarity with a wide range of effective pedagogical approaches in the discipline.</p>	<p>Teacher displays extensive knowledge of the important concepts in the discipline and the ways they relate both to one another and to other disciplines.</p> <p>Teacher's plans and practice reflect understanding of prerequisite relationships among topics and concepts and provide a link to necessary cognitive structures needed by students to ensure understanding.</p> <p>Teacher's plans and practice reflect familiarity with a wide range of effective pedagogical approaches in the discipline, anticipating student misconceptions.</p>
1b Demonstrating Knowledge of Students	<p>Teacher demonstrates little or no understanding of how students learn, and little knowledge of students' backgrounds, cultures, skills, language proficiency, interests, and special needs, and does not seek such understanding.</p>	<p>Teacher indicates the importance of understanding how students learn and the students' backgrounds, cultures, skills, language proficiency, interests, and special needs, and attains this knowledge for the class as a whole.</p>	<p>Teacher understands the active nature of student learning, and attains information about levels of development for groups of students. The teacher also purposefully seeks knowledge from several sources of students' backgrounds, cultures, skills, language proficiency, interests, and special needs, and attains this knowledge for groups of students.</p>	<p>Teacher actively seeks knowledge of students' levels of development and their backgrounds, cultures, skills, language proficiency, interests, and special needs from a variety of sources. This information is acquired for individual students.</p>

<p style="writing-mode: vertical-rl; transform: rotate(180deg);">1c Setting Instructional Outcomes</p>	<p>Outcomes represent low expectations for students and lack of rigor, and not all of them reflect important learning in the discipline.</p> <p>Outcomes are stated as activities rather than as student learning.</p> <p>Outcomes reflect only one type of learning and only one discipline or strand and are suitable for only some students.</p>	<p>Outcomes represent moderately high expectations and rigor.</p> <p>Some reflect important learning in the discipline and consist of a combination of outcomes and activities.</p> <p>Outcomes reflect several types of learning, but teacher has made no attempt at coordination or integration.</p> <p>Most of the outcomes are suitable for most of the students in the class in accordance with global assessments of student learning.</p>	<p>Most outcomes represent rigorous and important learning in the discipline.</p> <p>All the instructional outcomes are clear, are written in the form of student learning, and suggest viable methods of assessment.</p> <p>Outcomes reflect several different types of learning and opportunities for coordination.</p> <p>Outcomes take into account the varying needs of groups of students.</p>	<p>All outcomes represent rigorous and important learning in the discipline.</p> <p>The outcomes are clear, are written in the form of student learning, and permit viable methods of assessment.</p> <p>Outcomes reflect several different types of learning and, where appropriate, represent opportunities for both coordination and integration.</p> <p>Outcomes take into account the varying needs of individual students.</p>
<p style="writing-mode: vertical-rl; transform: rotate(180deg);">1d Knowledge of Resources</p>	<p>Teacher is unaware of school or district resources for classroom use, for the expansion of his or her own knowledge, or for students.</p>	<p>Teacher displays basic awareness of school or district resources available for classroom use, for the expansion of his or her own knowledge, and for students, but no knowledge of resources available more broadly.</p>	<p>Teacher displays awareness of resources—not only through the school and district but also through sources external to the school and on the Internet—available for classroom use, for the expansion of his or her own knowledge, and for students.</p>	<p>Teacher displays extensive knowledge of resources—not only through the school and district but also in the community, through professional organizations and universities, and on the Internet—for classroom use, for the expansion of his or her own knowledge, and for students.</p>

<p style="text-align: center;">1e Designing Coherent Instruction</p>	<p>The series of learning experiences is poorly aligned with the instructional outcomes and does not represent a coherent structure.</p> <p>The activities are not designed to engage students in active intellectual activity and have unrealistic time allocations. Instructional groups do not support the instructional outcomes and offer no variety.</p>	<p>Some of the learning activities and materials are suitable to the instructional outcomes and represent a moderate cognitive challenge but with no differentiation for different students. Instructional groups partially support the instructional outcomes, with an effort by the teacher at providing some variety.</p> <p>The lesson or unit has a recognizable structure; the progression of activities is uneven, with most time allocations reasonable.</p>	<p>Teacher coordinates knowledge of content, of students, and of resources, to design a series of learning experiences aligned to instructional outcomes and suitable to groups of students.</p> <p>The learning activities have reasonable time allocations; they represent significant cognitive challenge, with some differentiation for different groups of students.</p> <p>The lesson or unit has a clear structure, with appropriate and varied use of instructional groups.</p>	<p>Plans represent the coordination of in-depth content knowledge, understanding of different students' needs, and available resources (including technology), resulting in a series of learning activities designed to engage students in high-level cognitive activity.</p> <p>Learning activities are differentiated appropriately for individual learners. Instructional groups are varied appropriately with some opportunity for student choice.</p> <p>The lesson's or unit's structure is clear and allows for different pathways according to diverse student needs.</p>
<p style="text-align: center;">1f Designing Student Assessments</p>	<p>Assessment procedures are not congruent with instructional outcomes; the proposed approach contains no criteria or standards.</p> <p>Teacher has no plan to incorporate formative assessment in the lesson or unit nor any plan to use assessment results in designing future instruction.</p>	<p>Some of the instructional outcomes are assessed through the proposed approach, but others are not.</p> <p>Assessment criteria and standards have been developed, but they are not clear.</p> <p>Approach to the use of formative assessment is rudimentary, including only some of the instructional outcomes.</p> <p>Teacher intends to use assessment results to plan for future instruction for the class as a whole.</p>	<p>Teacher's plan for student assessment is aligned with the instructional outcomes; assessment methodologies may have been adapted for groups of students.</p> <p>Assessment criteria and standards are clear. Teacher has a well-developed strategy for using formative assessment and has designed particular approaches to be used.</p> <p>Teacher intends to use assessment results to plan for future instruction for groups of students.</p>	<p>Teacher's plan for student assessment is fully aligned with the instructional outcomes and has clear criteria and standards that show evidence of student contribution to their development.</p> <p>Assessment methodologies have been adapted for individual students, as needed.</p> <p>The approach to using formative assessment is well designed and includes student as well as teacher use of the assessment information. Teacher intends to use assessment results to plan future instruction for individual students.</p>

<p style="text-align: center;">2a Environment of Respect and Rapport</p>	<p>Patterns of classroom interactions, both between the teacher and students and among students, are mostly negative, inappropriate, or insensitive to students' ages, cultural backgrounds, and developmental levels. Interactions are characterized by sarcasm, put-downs, or conflict.</p> <p>Teacher does not deal with disrespectful behavior.</p>	<p>Patterns of classroom interactions, both between the teacher and students and among students, are generally appropriate but may reflect occasional inconsistencies, favoritism, and disregard for students' ages, cultures, and developmental levels.</p> <p>Students rarely demonstrate disrespect for one another.</p> <p>Teacher attempts to respond to disrespectful behavior, with uneven results. The net result of the interactions is neutral, conveying neither warmth nor conflict.</p>	<p>Teacher-student interactions are friendly and demonstrate general caring and respect. Such interactions are appropriate to the ages of the students.</p> <p>Students exhibit respect for the teacher. Interactions among students are generally polite and respectful.</p> <p>Teacher responds successfully to disrespectful behavior among students. The net result of the interactions is polite and respectful, but impersonal.</p>	<p>Classroom interactions among the teacher and individual students are highly respectful, reflecting genuine warmth and caring and sensitivity to students as individuals.</p> <p>Students exhibit respect for the teacher and contribute to high levels of civil interaction between all members of the class. The net result of interactions is that of connections with students as individuals.</p>
<p style="text-align: center;">2b Establishing a Culture for Learning</p>	<p>The classroom culture is characterized by a lack of teacher or student commitment to learning and/or little or no investment of student energy into the task at hand. Hard work is not expected or valued.</p> <p>Medium or low expectations for student achievement are the norm, with high expectations for learning reserved for only one or two students.</p>	<p>The classroom culture is characterized by little commitment to learning by teacher or students.</p> <p>The teacher appears to be only going through the motions, and students indicate that they are interested in completion of a task, rather than quality.</p> <p>The teacher conveys that student success is the result of natural ability rather than hard work; high expectations for learning are reserved for those students thought to have a natural aptitude for the subject.</p>	<p>The classroom culture is a cognitively busy place where learning is valued by all, with high expectations for learning being the norm for most students.</p> <p>The teacher conveys that with hard work students can be successful.</p> <p>Students understand their role as learners and consistently expend effort to learn.</p> <p>Classroom interactions support learning and hard work.</p>	<p>The classroom culture is a cognitively vibrant place, characterized by a shared belief in the importance of learning.</p> <p>The teacher conveys high expectations for learning by all students and insists on hard work.</p> <p>Students assume responsibility for high quality by initiating improvements, making revisions, adding detail, and/or helping peers.</p>

<p style="text-align: center;">2c Managing Classroom Procedures</p>	<p>Much instructional time is lost through inefficient classroom routines and procedures.</p> <p>There is little or no evidence that the teacher is managing instructional groups, transitions, and/or the handling of materials and supplies effectively.</p> <p>There is little evidence that students know or follow established routines.</p>	<p>Some instructional time is lost through only partially effective classroom routines and procedures.</p> <p>The teacher's management of instructional groups, transitions, and/or the handling of materials and supplies is inconsistent, the result being some disruption of learning.</p> <p>With regular guidance and prompting, students follow established routines.</p>	<p>There is little loss of instructional time because of effective classroom routines and procedures.</p> <p>The teacher's management of instructional groups and the handling of materials and supplies are consistently successful.</p> <p>With minimal guidance and prompting, students follow established classroom routines.</p>	<p>Instructional time is maximized because of efficient classroom routines and procedures.</p> <p>Students contribute to the management of instructional groups, transitions, and the handling of materials and supplies.</p> <p>Routines are well understood and may be initiated by students.</p>
<p style="text-align: center;">2d Managing Student Behavior</p>	<p>There appear to be no established standards of conduct and little or no teacher monitoring of student behavior.</p> <p>Students challenge the standards of conduct.</p> <p>Response to students' misbehavior is repressive or disrespectful of student dignity.</p>	<p>Standards of conduct appear to have been established, but their implementation is inconsistent.</p> <p>Teacher tries, with uneven results, to monitor student behavior and respond to student misbehavior.</p> <p>There is inconsistent implementation of the standards of conduct.</p>	<p>Student behavior is generally appropriate.</p> <p>The teacher monitors student behavior against established standards of conduct.</p> <p>Teacher response to student misbehavior is consistent, proportionate, respectful to students, and effective.</p>	<p>Student behavior is entirely appropriate.</p> <p>Students take an active role in monitoring their own behavior and that of other students against standards of conduct.</p> <p>Teachers' monitoring of student behavior is subtle and preventive.</p> <p>Teacher's response to student misbehavior is sensitive to individual student needs and respects students' dignity.</p>
<p style="text-align: center;">2e Organizing Physical Space</p>	<p>The physical environment is unsafe, or many students don't have access to learning resources.</p> <p>There is poor coordination between the lesson activities and the arrangement of furniture and resources, including computer technology.</p>	<p>The classroom is safe, and essential learning is accessible to most students.</p> <p>The teacher's use of physical resources, including computer technology, is moderately effective.</p> <p>Teacher makes some attempt to modify the physical arrangement to suit learning activities, with partial success.</p>	<p>The classroom is safe, and learning is accessible to all students; teacher ensures that the physical arrangement is appropriate to the learning activities.</p> <p>Teacher makes effective use of physical resources, including computer technology.</p>	<p>The classroom is safe, and learning is accessible to all students, including those with special needs.</p> <p>Teacher makes effective use of physical resources, including computer technology. The teacher ensures that the physical arrangement is appropriate to the learning activities.</p> <p>Students contribute to the use or adaptation of the physical environment to advance learning.</p>

<p style="writing-mode: vertical-rl; transform: rotate(180deg);">3a Communicating with Students</p>	<p>The instructional purpose of the lesson is unclear to students, and the directions and procedures are confusing.</p> <p>The teacher's explanation of the content contains major errors.</p> <p>The teacher's spoken or written language contains errors of grammar or syntax.</p> <p>The teacher's vocabulary is inappropriate, vague, or used incorrectly, leaving students confused.</p>	<p>The teacher's attempt to explain the instructional purpose has only limited success, and/or directions and procedures must be clarified after initial student confusion.</p> <p>The teacher's explanation of the content may contain minor errors; some portions are clear; other portions are difficult to follow.</p> <p>The teacher's explanation consists of a monologue, with no invitation to the students for intellectual engagement.</p> <p>Teacher's spoken language is correct; however, his or her vocabulary is limited, or not fully appropriate to the students' ages or backgrounds.</p>	<p>The teacher clearly communicates instructional purpose of the lesson, including where it is situated within broader learning, and explains procedures and directions clearly.</p> <p>Teacher's explanation of content is well scaffolded, clear and accurate, and connects with students' knowledge and experience.</p> <p>During the explanation of content, the teacher invites student intellectual engagement.</p> <p>Teacher's spoken and written language is clear and correct and uses vocabulary appropriate to the students' ages and interests.</p>	<p>The teacher links the instructional purpose of the lesson to student interests; the directions and procedures are clear and anticipate possible student misunderstanding.</p> <p>The teacher's explanation of content is thorough and clear, developing conceptual understanding through artful scaffolding and connecting with students' interests.</p> <p>Students contribute to extending the content and help explain concepts to their classmates.</p> <p>The teacher's spoken and written language is expressive, and the teacher finds opportunities to extend students' vocabularies.</p>
<p style="writing-mode: vertical-rl; transform: rotate(180deg);">3b Questioning and Discussion Techniques</p>	<p>Teacher's questions are of low cognitive challenge, require single correct responses, and are asked in rapid succession.</p> <p>Interaction between teacher and students is predominantly recitation style, with the teacher mediating all questions and answers.</p> <p>A few students dominate the discussion.</p>	<p>Teacher's questions lead students through a single path of inquiry, with answers seemingly determined in advance.</p> <p>Alternatively, the teacher attempts to frame some questions designed to promote student thinking and understanding, but only a few students are involved.</p> <p>Teacher attempts to engage all students in the discussion and to encourage them to respond to one another, but with uneven results.</p>	<p>Although the teacher may use some low-level questions, he or she asks the students questions designed to promote thinking and understanding.</p> <p>Teacher creates a genuine discussion among students, providing adequate time for students to respond and stepping aside when appropriate.</p> <p>Teacher successfully engages most students in the discussion, employing a range of strategies to ensure that most students are heard.</p>	<p>Teacher uses a variety or series of questions or prompts to challenge students cognitively, advance high-level thinking and discourse, and promote metacognition.</p> <p>Students formulate many questions, initiate topics, and make unsolicited contributions.</p> <p>Students themselves ensure that all voices are heard in the discussion.</p>

<p style="text-align: center;">3c Engaging Students in Learning</p>	<p>The learning tasks and activities, materials, resources, instructional groups and technology are poorly aligned with the instructional outcomes or require only rote responses.</p> <p>The pace of the lesson is too slow or too rushed.</p> <p>Few students are intellectually engaged or interested.</p>	<p>The learning tasks and activities are partially aligned with the instructional outcomes but require only minimal thinking by students, allowing most to be passive or merely compliant.</p> <p>The pacing of the lesson may not provide students the time needed to be intellectually engaged.</p>	<p>The learning tasks and activities are aligned with the instructional outcomes and designed to challenge student thinking, the result being that most students display active intellectual engagement with important and challenging content and are supported in that engagement by teacher scaffolding.</p> <p>The pacing of the lesson is appropriate, providing most students the time needed to be intellectually engaged.</p>	<p>Virtually all students are intellectually engaged in challenging content through well-designed learning tasks and suitable scaffolding by the teacher and fully aligned with the instructional outcomes.</p> <p>In addition, there is evidence of some student initiation of inquiry and of student contribution to the exploration of important content.</p> <p>The pacing of the lesson provides students the time needed to intellectually engage with and reflect upon their learning and to consolidate their understanding.</p> <p>Students may have some choice in how they complete tasks and may serve as resources for one another.</p>
<p style="text-align: center;">3d Using Assessment in Instruction</p>	<p>There is little or no assessment or monitoring of student learning; feedback is absent or of poor quality.</p> <p>Students do not appear to be aware of the assessment criteria and do not engage in self-assessment.</p>	<p>Assessment is used sporadically by teacher and/or students to support instruction through some monitoring of progress in learning.</p> <p>Feedback to students is general, students appear to be only partially aware of the assessment criteria used to evaluate their work, and few assess their own work.</p> <p>Questions, prompts, and assessments are rarely used to diagnose evidence of learning.</p>	<p>Assessment is used regularly by teacher and/or students during the lesson through monitoring of learning progress and results in accurate, specific feedback that advances learning.</p> <p>Students appear to be aware of the assessment criteria; some of them engage in self-assessment.</p> <p>Questions, prompts, assessments are used to diagnose evidence of learning.</p>	<p>Assessment is fully integrated into instruction through extensive use of formative assessment.</p> <p>Students appear to be aware of, and there is some evidence that they have contributed to, the assessment criteria.</p> <p>Students self-assess and monitor their progress.</p> <p>A variety of feedback, from both their teacher and their peers, is accurate, specific, and advances learning.</p> <p>Questions, prompts, assessments are used regularly to diagnose evidence of learning by individual students.</p>

3e Demonstrating Flexibility and Responsiveness	<p>Teacher adheres to the instruction plan in spite of evidence of poor student understanding or lack of interest.</p> <p>Teacher ignores student questions; when students experience difficulty, the teacher blames the students or their home environment.</p>	<p>Teacher attempts to modify the lesson when needed and to respond to student questions and interests, with moderate success.</p> <p>Teacher accepts responsibility for student success but has only a limited repertoire of strategies to draw upon.</p>	<p>Teacher promotes the successful learning of all students, making minor adjustments as needed to instruction plans and accommodating student questions, needs, and interests.</p> <p>Drawing on a broad repertoire of strategies, the teacher persists in seeking approaches for students who have difficulty learning.</p>	<p>Teacher seizes an opportunity to enhance learning, building on a spontaneous event or student interests, or successfully adjusts and differentiates instruction to address individual student misunderstandings.</p> <p>Teacher persists in seeking effective approaches for students who need help, using an extensive repertoire of instructional strategies and soliciting additional resources from the school or community.</p>
4a Reflecting on Teaching	<p>Teacher does not know whether a lesson was effective or achieved its instructional outcomes, or he/she profoundly misjudges the success of a lesson.</p> <p>Teacher has no suggestions for how a lesson could be improved.</p>	<p>Teacher has a generally accurate impression of a lesson's effectiveness and the extent to which instructional outcomes were met.</p> <p>Teacher makes general suggestions about how a lesson could be improved.</p>	<p>Teacher makes an accurate assessment of a lesson's effectiveness and the extent to which it achieved its instructional outcomes and can cite general references to support the judgment.</p> <p>Teacher makes a few specific suggestions of what could be tried another time the lesson is taught.</p>	<p>Teacher makes a thoughtful and accurate assessment of a lesson's effectiveness and the extent to which it achieved its instructional outcomes, citing many specific examples from the lesson and weighing the relative strengths of each.</p> <p>Drawing on an extensive repertoire of skills, teacher offers specific alternative actions, complete with the probable success of different courses of action.</p>
4b Maintaining Accurate Records	<p>Teacher's system for maintaining information on student completion of assignments and student progress in learning is nonexistent or in disarray.</p> <p>Teacher's records for noninstructional activities are in disarray, resulting in errors and confusion.</p>	<p>Teacher's system for maintaining information on student completion of assignments and student progress in learning is rudimentary and only partially effective.</p> <p>Teacher's records for noninstructional activities are adequate but require frequent monitoring to avoid errors.</p>	<p>Teacher's system for maintaining information on student completion of assignments, student progress in learning, and noninstructional records is fully effective.</p>	<p>Teacher's system for maintaining information on student completion of assignments, student progress in learning, and noninstructional records is fully effective.</p> <p>Students contribute information and participate in maintaining the records.</p>

4c Communicating with Families	<p>Teacher communication with families—about the instructional program, about individual students—is sporadic or culturally inappropriate.</p> <p>Teacher makes no attempt to engage families in the instructional program.</p>	<p>Teacher makes sporadic attempts to communicate with families about the instructional program and about the progress of individual students but does not attempt to engage families in the instructional program. Communications are one-way and not always appropriate to the cultural norms of those families.</p>	<p>Teacher communicates frequently with families about the instructional program and conveys information about individual student progress.</p> <p>Teacher makes some attempts to engage families in the instructional program.</p> <p>Information to families is conveyed in a culturally appropriate manner.</p>	<p>Teacher's communication with families is frequent and sensitive to cultural traditions, with students contributing to the communication.</p> <p>Response to family concerns is handled with professional and cultural sensitivity.</p> <p>Teacher's efforts to engage families in the instructional program are frequent and successful.</p>
4d Participating in Professional Community	<p>Teacher's relationships with colleagues are negative or self-serving.</p> <p>Teacher avoids participation in a professional culture of inquiry, resisting opportunities to become involved.</p> <p>Teacher avoids becoming involved in school events or school and district projects.</p>	<p>Teacher maintains cordial relationships with colleagues to fulfill duties that the school or district requires.</p> <p>Teacher becomes involved in the school's culture of professional inquiry when invited to do so.</p> <p>Teacher participates in school events and school and district projects when specifically asked to do so.</p>	<p>Teacher's relationships with colleagues are characterized by mutual support and cooperation; teacher actively participates in a culture of professional inquiry.</p> <p>Teacher volunteers to participate in school events and in school and district projects, making a substantial contribution.</p>	<p>Teacher's relationships with colleagues are characterized by mutual support and cooperation, with the teacher taking initiative in assuming leadership among the faculty.</p> <p>Teacher takes a leadership role in promoting a culture of professional inquiry.</p> <p>Teacher volunteers to participate in school events and district projects making a substantial contribution, and assuming a leadership role in at least one aspect of school or district life.</p>
4e Growing and Developing Professionally	<p>Teacher engages in no professional development activities to enhance knowledge or skill.</p> <p>Teacher resists feedback on teaching performance from either supervisors or more experienced colleagues.</p> <p>Teacher makes no effort to share knowledge with others or to assume professional responsibilities.</p>	<p>Teacher participates in professional activities to a limited extent when they are convenient.</p> <p>Teacher accepts, with some reluctance, feedback on teaching performance from both supervisors and colleagues.</p> <p>Teacher finds limited ways to contribute to the profession.</p>	<p>Teacher seeks out opportunities for professional development to enhance content knowledge and pedagogical skill.</p> <p>Teacher welcomes feedback from colleagues—either when made by supervisors or when opportunities arise through professional collaboration.</p> <p>Teacher participates actively in assisting other educators.</p>	<p>Teacher seeks out opportunities for professional development and makes a systematic effort to conduct action research.</p> <p>Teacher seeks out feedback on teaching from both supervisors and colleagues.</p> <p>Teacher initiates important activities to contribute to the profession.</p>

4f Showing Professionalism	<p>Teacher displays dishonesty in interactions with colleagues, students, and the public.</p> <p>Teacher is not alert to students' needs and contributes to school practices that result in some students' being ill served by the school.</p> <p>Teacher makes decisions and recommendations based on self-serving interests. Teacher does not comply with school and district regulations.</p>	<p>Teacher is honest in interactions with colleagues, students, and the public.</p> <p>Teacher attempts, though inconsistently, to serve students. Teacher does not knowingly contribute to some students' being ill served by the school.</p> <p>Teacher's decisions and recommendations are based on limited but genuinely professional considerations.</p> <p>Teacher complies minimally with school and district regulations, doing just enough to get by.</p>	<p>Teacher displays high standards of honesty, integrity, and confidentiality in interactions with colleagues, students, and the public.</p> <p>Teacher is active in serving students, working to ensure that all students receive a fair opportunity to succeed.</p> <p>Teacher maintains an open mind in team or departmental decision making.</p> <p>Teacher complies fully with school and district regulations.</p>	<p>Teacher takes a leadership role with colleagues and can be counted on to hold to the highest standards of honesty, integrity, and confidentiality.</p> <p>Teacher is highly proactive in serving students, seeking out resources when needed. Teacher makes a concerted effort to challenge negative attitudes or practices to ensure that all students, particularly those traditionally underserved, are honored in the school.</p> <p>Teacher takes a leadership role in team or departmental decision making and helps ensure that such decisions are based on the highest professional standards.</p> <p>Teacher complies fully with school and district regulations, taking a leadership role with colleagues.</p>
-----------------------------------	--	--	--	---

School Board Members

Mrs. Ida D. Wright, Chairman
Mrs. Melody Johnson, Vice Chairman
Mrs. Linda Costello
Mrs. Linda Cuthbert
Dr. John Hill

Superintendent of Schools

Mr. James T. Russell

Chief Human Resources Officer

Ms. Dana Paige-Pender

**SCHOOL DISTRICT OF VOLUSIA COUNTY
VISION STATEMENT**

Ensuring all students receive a superior 21st century education.

**SCHOOL DISTRICT OF VOLUSIA COUNTY
MISSION STATEMENT**

Volusia County Schools will ignite a passion for learning by providing a challenging, creative curriculum in a safe, supportive environment where students reach their highest potential.

School Board adopted December 2015